



2025 Summit Point Written Meeting Notes

Special NOTES:

- This event is HOSTED BY SVRA.
- **F1600 Competitors - SVRA is inviting you to gain additional track time by joining the SVRA Group 2 at a discounted price of \$375.**

You must register directly with SVRA - <https://svra.motorsportreg.com/>

Register Preferably before arriving, but also at the track is ok. Group 2 is run by SVRA staff under SVRA rules. Attendance at the SVRA driver's meeting is MANDATORY

- 7:30 am Friday in the classroom.

- NEW ==> Obtaining Electricity at Summit Point

Summit Point uses Clear Token for competitors to purchase electricity at the track. This will require you to download the Clear Token app onto your cell phone and create an account. You will then need to log into your account via the Clear Token Exchange website to fund your account. After funding your account, you use your cell phone's Clear Token app to turn your power on. Power is \$15.00 per day. Summit Point has provided this link to provide additional information about using the Clear Token service:

<https://docs.google.com/document/d/1Su7fUBLI8uFADzuORfiTJHZuRUShwVcDaDMFXzAH7D4/edit?usp=sharing>

- **Hoosier Tire WILL BE DEPARTING the track Sunday at 12:00 noon. Please plan accordingly.**

- **SEASON END PARTY:** Saturday evening starting at 5:30pm in the shed next to the snack bar. Food, adult beverages, and year end awards. **JOIN US!!!**

FRP At Track Registration: - in the classroom - the building near the false grid.

Thursday 3:00pm - 6:00pm & Friday 7:00am - 10:00am

Thereafter catch me in the classroom or have any FRP staff call me (Clay) on the radio. SVRA Registration hours are on the schedule.

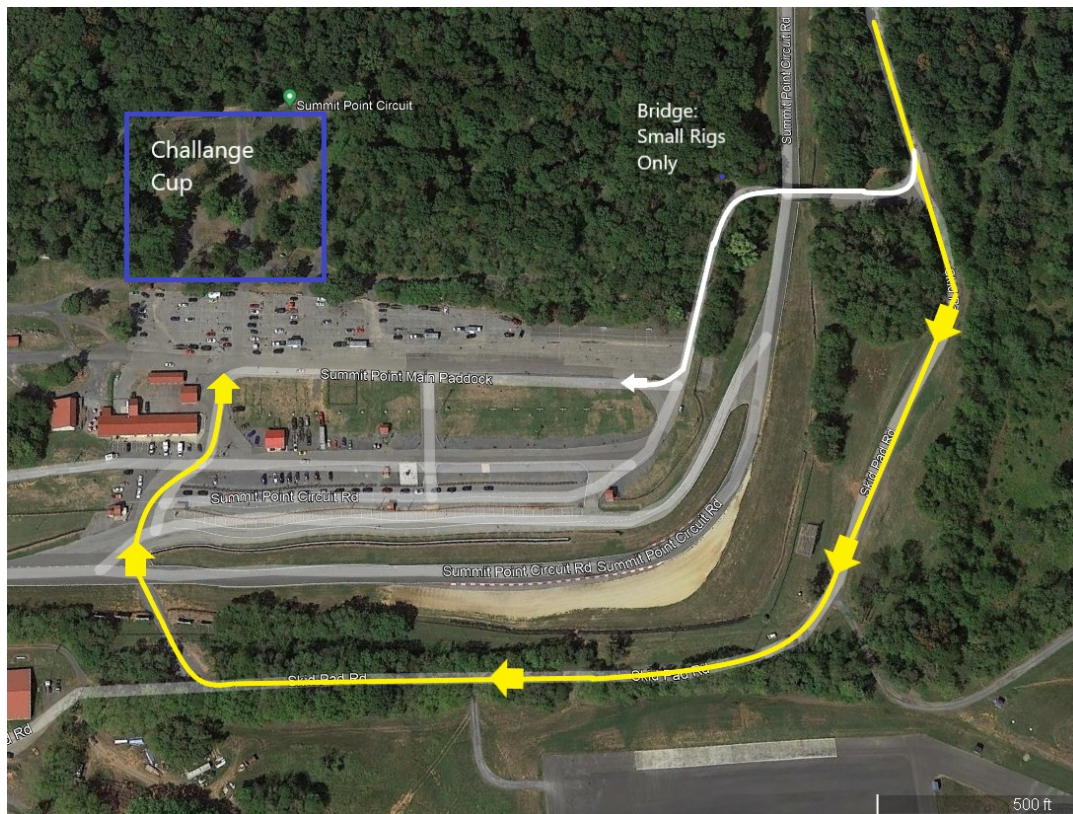
ADMITTANCE TO HOT PIT AREA: All crew and visitors are required to register with FRP or SVRA and obtain the appropriate wrist band. The SVRA EVENT waiver (in addition to the Summit Point track waiver) must be signed if you do not have FRP annual credentials. NO CREW OR VISITOR WILL BE PERMITTED IN THE HOT PIT AREA WITHOUT THE APPROPRIATE WRIST BAND. Drivers may be fined \$500.00 for having crew or visitors entering the Hot Pit area without the appropriate wrist band.

DRIVER NOTES

MANDATORY DRIVERS' MEETING: 12:00 PM Friday 8/15/2025 in the classroom at the opposite end of the building of the snack bar (Chez Summit).

SCHEDULE: Stay alert for schedule changes!!! FRP stewards will use FRP radio "channel 1" as our official means to communicate schedule changes. When possible we will also post an email; however FRP channel 1 remains the primary communications with teams.

LOAD IN: Load in is scheduled for Thursday 8/14/2025 at 2:00 PM - depending upon paddock availability. SVRA and FRP will park all rigs. If you want to paddock alongside another team you need to be in line with that team. This will be a busy load-in as we are directing SVRA, FRP, and FV. See Map below. All FRP rigs must enter the paddock via the yellow route identified above. Access across the bridge during load in might be closed.



TRACK ACCESS: Gates at Summit Point are open 24 hours a day

FALSE GRID: The false grid is located directly behind pit lane. Cars will be placed in their qualifying spot until the 1 minute mark, so long as it will not disrupt normal operations and does not create a safety hazard as determined by the Grid Marshal. If multiple cars arrive with minutes left before release, they may not be placed in their assigned grid spot. Be early! See FRP PRR Article 1.4.3.5 – 1.4.3.7 for more detail.

TRACK ENTRY will be from the False Grid for all sessions.

Pit Lane speed limit is 45 MPH

BLEND LINES: During Practice, Test, or Qualifying sessions observe and respect the blend lines both entering and exiting the pits. Penalties may be assessed for violations of the blend lines.

DISABLED ON THE TRACK: if another race car can reach you, **stay belted in your car** until help arrives and directs you to exit the driver's compartment. Needless to say, this does not apply if you happen to be on fire. Do your best to get the car behind a barrier or near a flag station if possible.

Visor up is the signal driver is OK after incident. Additionally, if you can make eye contact with the corner marshal give them a "thumbs up" signal.

RACE STARTS:

1. No tire scrubbing in Pit Lane.
2. Pace Car speed will be approximately 55-60 MPH.
3. Start formation is 2 x 2 as determined by qualifying times.
4. Lights out on Pace Car signals form up 2 x 2.
5. Creating a gap to the pace car or another competitor is not permitted.
All cars must maintain pace car speed until Green Flag is displayed.
6. If the start is waved off double yellow flags will be displayed and *NO START* announced to teams over series radio frequency. Cars to reform for 2x2 start next time by.
7. Passing is allowed when green flag is displayed.

RESTARTS:

1. Safety Car speed will be approximately 55-60 MPH.
2. Lights out on Pace Car signals "green flag this time by".
3. Creating a gap to the safety car or another competitor is not permitted
4. Single file - when Safety Car pulls off the leader controls the pace
— there is no passing until the green flag is displayed —
5. If the start is waved off double yellow flags will be displayed and *NO START* announced to teams over series radio frequency.
6. Passing is allowed when green flag is displayed.

PODIUM:

Top three overall and top three masters from F1600, top three F2000 finishers, top three Atlantic 016, and top three Atlantic Open & Atlantic Jrs are to proceed from the track directly to the scales without stopping in Pit Lane (unless having an emergency). Once cars are weighed, Tech will release drivers to attend Podium celebrations.

IMPOUND – All Classes:

Post Qualifying – Top 5 to report to Impound.

Post all Races – Top 3 overall and top 3 F1600 Masters are to report to Impound

Chief of Tech may choose additional cars by notifying team in pit lane.

RADIO FREQUENCY: FRP requires all teams to monitor our Series frequency and the ability to communicate with their drivers from Pit Lane. FRP has transitioned to digital radios and SpeedCom is our official radio sponsor. Our digital radio frequency is 459.4625 with CC 7.

TRACK DAMAGE/OIL CLEANUP COST POLICY: It has been and remains the policy of FRP that costs associated with either track damage or oil cleanup is the responsibility of the car that created the damage or dropped the oil, regardless of an “at fault” decision made by the FRP Stewards.

TIRE DECLARATION: FRP rule 2.1.20 (F1600/F2000) and 3.4 (FA) requires tires to be properly declared by the competitor. Hoosier will be placing a purple stamp on the tire to indicate the tire was purchased through Hoosier at the track. Make sure Hoosier stamped each tire before leaving the Hoosier trailer. This purple Hoosier stamp is mandatory. FRP will place a unique yellow stamp on each tire to identify its declaration and legal for the weekend. It is the competitor’s responsibility to obtain the unique yellow FRP stamp to their tires by a Formula Race Promotions TECH official prior to any qualifying or race. Tech will make an effort to visit teams in the paddock, but it is suggested teams bring tires to the Scale/Impound area for stamping.














SPEC FUEL Required at Summit Point.

- F2000 Zetec, or MZR powered cars and F1600 Honda Fit powered cars requiring 93 octane unleaded fuel—the required fuel is the 93 octane unleaded fuel supplied by Summit Point.
- F2000 Pinto powered cars and F1600 Kent powered cars are required to run the 110 octane leaded fuel supplied by Summit Point or the 93 octane unleaded fuel supplied by Summit Point or 100LL AVGAS provided by competitor.
- FA is required to run 110 octane leaded fuel as supplied by Summit Point, or Sunoco 260GT (100 octane unleaded) as supplied by the competitor.

FLAGS

The following flags shall be the official method to communicate with competitors during all practice, qualifying and race sessions. Flags are divided into two groups: Advisory and Mandatory Compliance:

MISSING a Mandatory Compliance Flag may result in A MINIMUM \$150 Fine.

Flag	Advisory Flags
	Displayed by the starter, signals the beginning or resumption of a session. FRP does NOT use a green flag, following a yellow caution area/incident. Racing resumes after an incident. No passing is from the yellow to after the incident that caused the yellow flag.
	Competitor warning displayed with number board. Shown at start/finish. Use proper driving conduct.
	Warns competitors that faster cars are approaching or a following car may be in their blind spot. Use caution and sportsmanship, allow racing room per FRP's PRR Article 1.6.17.4 , and do not make abrupt changes in direction.
	Caution, the racing surface may be affected by fluids or debris.
	Caution, you are approaching a slow moving vehicle. WHITE WAVED at START/FINISH Indicates the last lap of a competition.
	WHITEWITHREDDIAGONALATSTART/FINISH: Emergency vehicles are on course.
Flag	Mandatory Compliance Flags — MISSING a Mandatory Flag may result in A MINIMUM \$150 Fine.
	Black Flag All - <u>Qualifying & Practice Sessions</u>: A Black Flag is displayed at all stations, indicates that all competitors must return to the pits in an <u>orderly, controlled fashion</u> - <u>No Racing</u> . <u>Passing is OK</u> . Black Flag All - <u>Under Race Circumstances</u>: is to be considered the same as a Red Flag <u>NO PASSING IS ALLOWED</u> . <u>A Black Flag all, under race circumstances</u> , may, or may not, also be accompanied by a red flag.
	Black Flag with Number Board: A Black Flag is shown with competitors number from start/finish and designated station(s) on the circuit. Summons competitor to officials in pit lane for consultation and/or penalty. Competitor to comply on the next approach to pit entry.
	Informs competitor of a mechanical problem that may endanger the driver or other competitors. Shown with number board from start/ finish and designated station(s) on the circuit. Report immediately to assigned pit at reduced speed. The car may not rejoin the session until released by an FRP Official.
	RED FLAG during a Race: The session has been stopped. <u>NO PASSING IS ALLOWED</u> . Use caution, be prepared to stop, and proceed immediately to pit lane. Be prepared to encounter complete track blockage; if so park as far to the side of the track as possible, and proceed to the pits only when directed. Upon entering the pits, cars shall line up in the Fast Lane in the order they entered pit lane.
	Any YELLOW flag denotes a “no passing” zone. This zone starts at a perpendicular line across the track from the flag and ends at a perpendicular line across the track from the last component of the incident causing the yellow flag. The last component may be the car, driver, responding officials, other vehicles and/or large debris. Racing resumes after the incident. YELLOW, STANDING (STATIONARY): Use caution, however the incident is (should be) off the racing surface. There may be danger to you if you leave the racing surface. Have your car under complete control. Go through the no passing zone in single file. Expect a penalty if you lose control in the no passing zone, or if you are determined to have passed another car in the zone. YELLOW, WAVING: Use extreme caution. You are approaching an incident that has all or a portion of the racing surface blocked. You may have to change your line. You must be prepared to stop. Have your car under complete control. Go through the no passing zone in single file. Expect a penalty if you lose control in the no passing zone, or if you are determined to have passed another car in the zone. NOTE: You may encounter several yellow flags prior to reaching the incident. Passing is not permitted between the first yellow flag and the incident that caused the yellow flag. See the definition of the no passing zone above.
	YELLOW, DOUBLE: The flags will be displayed at all stations. Full course caution, slow down, use caution, no passing anywhere on the circuit. This may be used with or without a safety car. However in nearly all cases a safety car will be used. Gather in single file behind the safety car or the leader and prepare for a restart. The course remains under the full-course yellow condition until a green flag is displayed at start/finish.
	Signals the completion of practice, qualifying or race. All cars shall exit the course once they have passed start/finish and received the checkered flag. — Missing a Checkered Flag may result in A MINIMUM \$150 Fine, per lap —

SUMMIT POINT MOTORSPORTS PARK GENERAL RULES:

<https://summitpointmp.com/park-rules/>

PIT BIKES, ATV's and any other similar type vehicles are restricted to the general paddock area ONLY and are not permitted to be used outside of the paddock or in any "off road" areas of the facility. All operators are required to have a valid driver's license for the vehicle, and no one under 16 is to be permitted to operate any motorized vehicle.

DRONES or any other remote flying type aircraft are not permitted to be flown at any time in any area of the property and may be subject to confiscation.

PARTICIPANTS of any event at Summit Point Motorsports Park are limited to the circuit, paddock, and general access roads immediately surrounding the circuit where the event is taking place. Absolutely no admission to any other circuit or training area is permitted. Other areas may include ranges, off road training areas, or other circuits which may or may not be in use for other events.

SOUND LIMITS Summit Point Motorsports Park has a 103dB sound limit. Any vehicle(s) found to be over the sound limit will be removed from the circuit and given time to correct the issue before returning to the circuit. Repeat violations of the sound limit may result in the vehicle not being permitted on the circuit.

FIREWORKS are not permitted at any time at Summit Points Motorsports Park

QUIET TIME No race engines or other loud vehicles may run either on the track, in the paddock, or any other area of the facility prior to 7:00 a.m. or after 7:00 p.m.

SPEED LIMITS on any and all access roads on the facility is **20MPH** and "Walking Speed" within paddock confines.

GRILLS AND CAMPFIRES Participants are permitted to use grills during an event. Campfires are permitted, but we strongly encourage the use of self-contained raised "firepits" and discourage the use of ground fires.

PETS should be leashed at all times and non-aggressive to people and other animals. Owners are expected to clean up after their pets

CHILDREN are always welcome at Summit Point and should be supervised at all times. Bicycle riding should be limited to after the track goes "cold" to limit interaction with moving vehicles in the paddock, and riders under 18 should wear protective head gear at all times in accordance with West Virginia State law.

SPILLS AND CLEANUP should be reported right away to event officials or track maintenance, whether on track or in the paddock.

FIREARMS are not permitted on the premises of the facility with exception of firearms training courses and law enforcement personnel